



This family education sheet explains what Zepbound® (tirzepatide) medication is and how to use it.

Key points

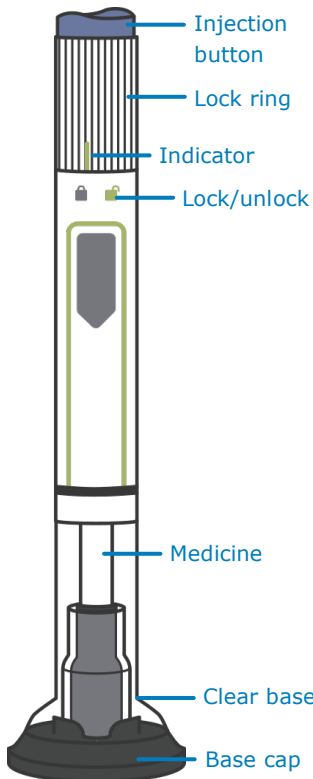
- Zepbound is taken once a week.
- If you forget a dose, don't take a second dose within 3 days of another dose.
- If you miss more than 2 doses or are unable to get a prescription please contact your provider.
- Store new, unused pens in refrigerator.

What is Zepbound?

Zepbound is an injectable medication that can help your child with diabetes and/or weight management. It's taken once a week.

It does 2 things in the body:

- Slows stomach emptying and digestion
- Increases feelings of fullness and decreases appetite



How do I store the medication?

Store new, unused pens in a refrigerator between 36°F – 46°F (2°C – 8°C) until the expiration date. Once it's open, you can store it in the refrigerator or at room temperature (below 86°F/°30C) for 21 days. Don't freeze it. Don't use

your medication if it's frozen or exposed to high temperatures.

How should I throw away the medication?

Throw the pen away in a sharps container after you use it.



What is the dose?

Give _____ mg on _____

You can increase to [] to _____ mg after _____

[] When you next check in with your provider

An increase in dose will need a new prescription. Please contact your provider ahead of time as directed.

What are possible side effects?

Side effects may be:

- Nausea
- Dizziness
- Diarrhea
- Stomach pain
- Vomiting (throwing up)
- Feeling less hungry

See the medication package for a complete list of side effects. Please contact your provider if symptoms don't get better.

What do I do if I forget a dose?

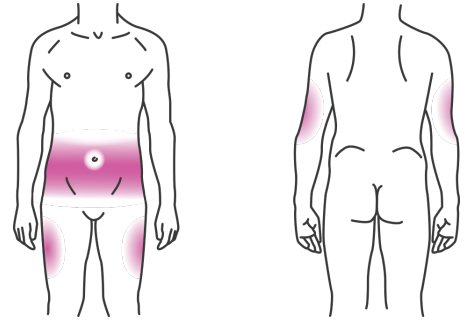
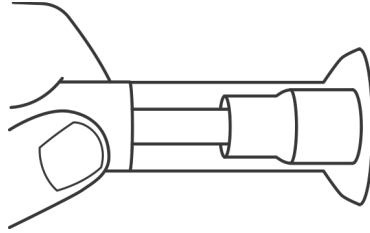
- If there are at least 4 days (96 hours) until the next scheduled dose day, take the missed dose as soon as possible.
- If it's less than 4 days remaining until the next schedule dose day, skip the missed dose. Take the next dose on the regularly scheduled day.
- Don't take 2 doses of Zepbound within 3 days of each other.

Contact us

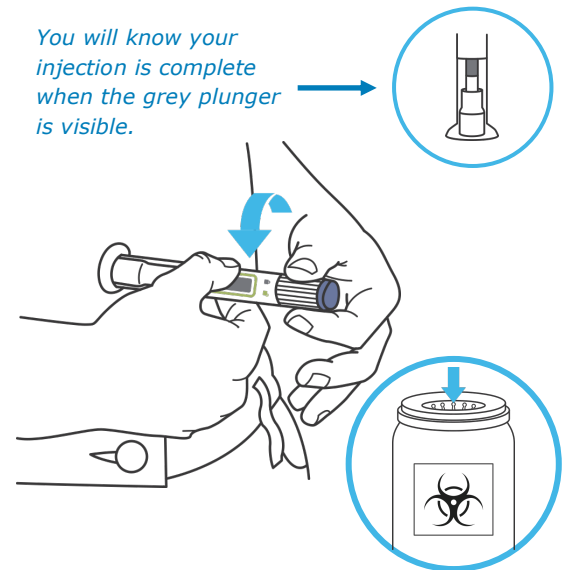
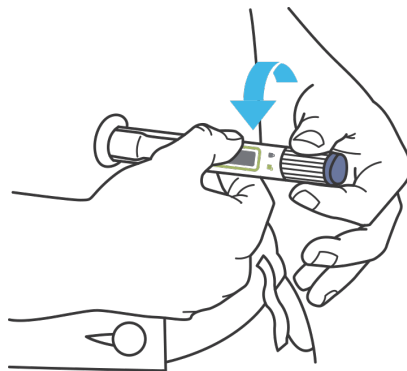
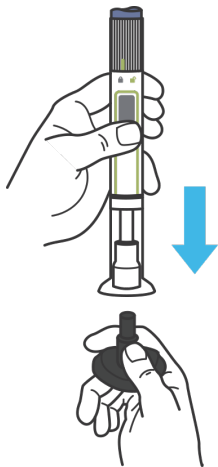
If you have questions, your contact is _____ at _____ (____)_____. We encourage you to use the patient portal for non-urgent issues.

See next page for instructions on how to use Zepbound.

How do I give the medication?



1. Remove from the refrigerator.
2. Wash your hands.
3. Check the expiration date. Check that medicine is clear and colorless.
4. Choose the injection site (stomach, thigh, back of arm) and clean the site with an alcohol wipe. Try to change the sites each week.



You will know your injection is complete when the grey plunger is visible.

5. **Uncap the pen:** Make sure the pen is locked and remove the "Base Cap." Don't touch the needle or replace the cap.
6. **Place and unlock:** Place the "Clear Base" on the injection site and unlock the pen.
7. **Press and hold:** Press and hold the green injection button. You will hear a loud click. Hold the "Clear Base" against the skin until you hear a second click. This happens after 5-10 seconds. The needle will retract. Remove the pen from the skin once the needle retracts. Remove the needle and place it in a sharps container.